



This release provides updated Operating Firmware for your XONE:DB2 mixer

Xone Product	XONE:DB2	
Operating Firmware	v2.2.2	[DB2_2_2_2.fxu]
OS X Install Bundle	v2.2.2	[Xone_DB2_2_2_2_Mac.zip]
Supported OS:	Mac OS X 10.11	[El Capitan]
	Mac OS X 10.10	[Yosemite]
	Mac OS X 10.9	[Mavericks]
	Mac OS X 10.8	[Mountain Lion]

v2.2.2 Operating Firmware :

New Operating Firmware updates the XONE:DB2 DSP and control response. This update implements new functionality, improvements and fixes. X:Link data transfer optimized for Serato DJ

See p.3 for software changelog

Updating XONE:DB2 Operating Firmware

PLEASE FOLLOW UPDATE INSTRUCTIONS CAREFULLY

Mac OS X Installation

Ensure you have correct Device Software (Drivers and Audio Firmware) installed.

- Check details of supported Operating Systems online and Release Notes included in corresponding Device Software bundles:
www.allen-heath.com/ahproducts/xonedb2/

Step 1: Configure Mac system settings

- ! **DO NOT** switch **OFF** or interrupt power supply or connection to your computer while the update is in progress.

Ensure your computer is connected to a mains power supply and configured with energy/power saving options **OFF**:

- 🔧 Go to: *System Preferences* > *Energy Saver*
- 🔧 Set “Computer Sleep” to: “Never”
- 🔧 Set “Display Sleep” to: “Never”
- 🔧 Uncheck box: “Put hard disks to sleeps when possible”

Set your Mac to allow apps that have been downloaded from anywhere to be opened:

- 🔧 Go to: *System Preferences* > *Security & Privacy*
- 🔧 Unlock security and privacy settings
- 🔧 Set “allow apps downloaded from:” to “Anywhere”

PLEASE FOLLOW INSTALL & UPDATE INSTRUCTIONS CAREFULLY

Xone Product	XONE:DB2	
Operating Firmware	v2.2.2	[DB2_2_2_2.fxu]
OS X Install Bundle	v2.2.2	[Xone_DB2_2.2.2_Mac.zip]

Step 2: Update Operating Firmware

- Ensure no other applications are open.
- 🔗 Expand the .zip bundle and extract the Xone_DB2_2_2_2_Mac.zip
- 🔗 Double-click **DB2 Update** to open the Updater .app

- 🔗 Press 'Connect' to run the update.

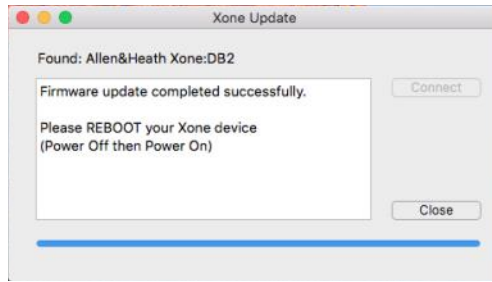
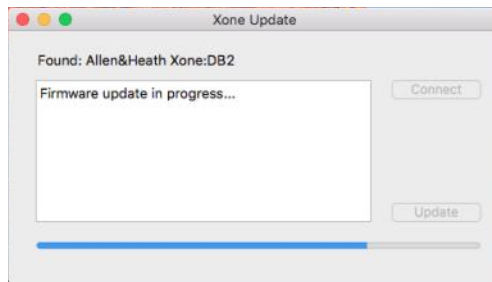
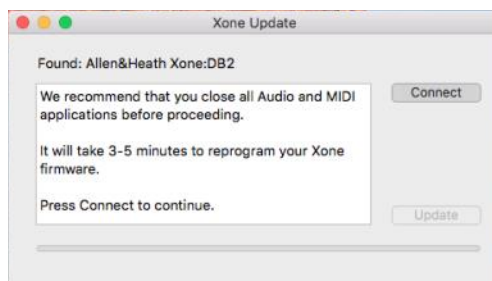
- "Connected Device Firmware Version n.n.n Update to Version 2.2.2?" will be displayed
- 🔗 Click on 'Update' to start the installation

- A series of messages are displayed whilst the update is in progress...

- ! **DO NOT switch OFF or interrupt power supply or connection to your XONE:DB2 while installation is in progress**

- When installation is complete, the application will display:
 "Firmware update completed successfully. Please REBOOT your Xone device (Power Off then Power On)"
- 👉 Power the mixer **OFF**
 Wait 10 seconds, then power the mixer **ON**
- 🔗 Press 'Close' on the Firmware Updater

- ✔ **The Operating Firmware Update is now complete.**





This release provides updated Operating Firmware for your XONE:DB4

Xone Product	XONE:DB2	
Operating Firmware	v2.2.2	[DB2_2_2_2.fxu]
OS X Install Bundle	v2.2.2	[Xone_DB2_2.2.2_Mac.zip]
Supported OS:	Mac OS X 10.11	[El Capitan]
	Mac OS X 10.10	[Yosemite]
	Mac OS X 10.9	[Mavericks]
	Mac OS X 10.8	[Mountain Lion]

v2.2.2 Operating System Firmware

New Operating Firmware updates the XONE:DB4 DSP and control response.

This update implements new functionality, improvements and fixes.

X:Link data transfer optimized for Serato DJ

Software Change Log

DB2 v2.2.2:

- ✓ DBFOUR-40NEW: MIDI SHIFT note on/note off
- ✓ DBFOUR-43NEW: Channel Filter Resonance tapering
- ✓ DBFOUR-44NEW: Per channel EQ mode option
- ✓ DBFOUR-45NEW: +/- 20dB Channel Input Trim option

Resolved issues:

- ✓ DBFOUR-23Improved: EQ Filter Mode HPF/LPF cut-off
- ✓ DBFOUR-42Improved: X:Link data transfer optimized for Serato DJ

Known issues:

- ① Setup files created in v1.00-v2.00 are incompatible with v2.2.2

If you have a problem installing the update, please contact **A&H Product Support:**

<http://support.allen-heath.com>