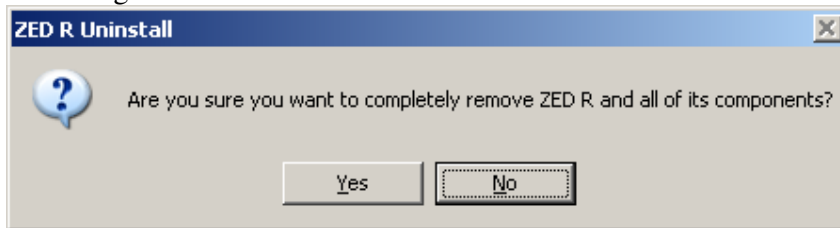
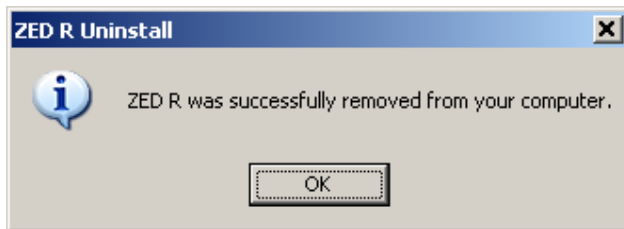


Manual Removal of ZED R-16 Drivers

First off unplug mixer and remove Firewire cable then run the uninstall from Start\Programs\Allen and Heath Ltd\Uninstall ZED R



Click Yes.

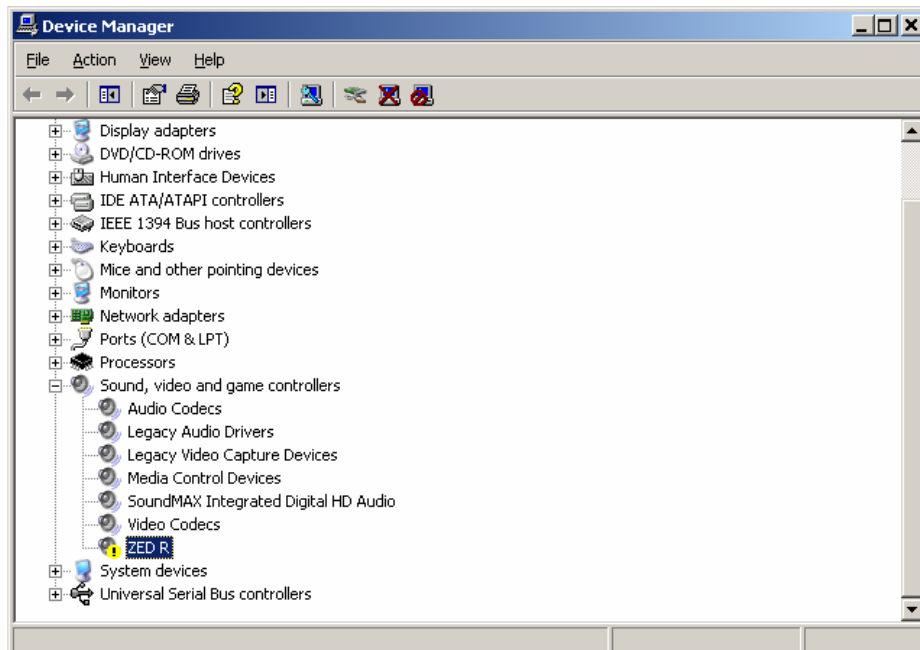


Drivers have been removed.

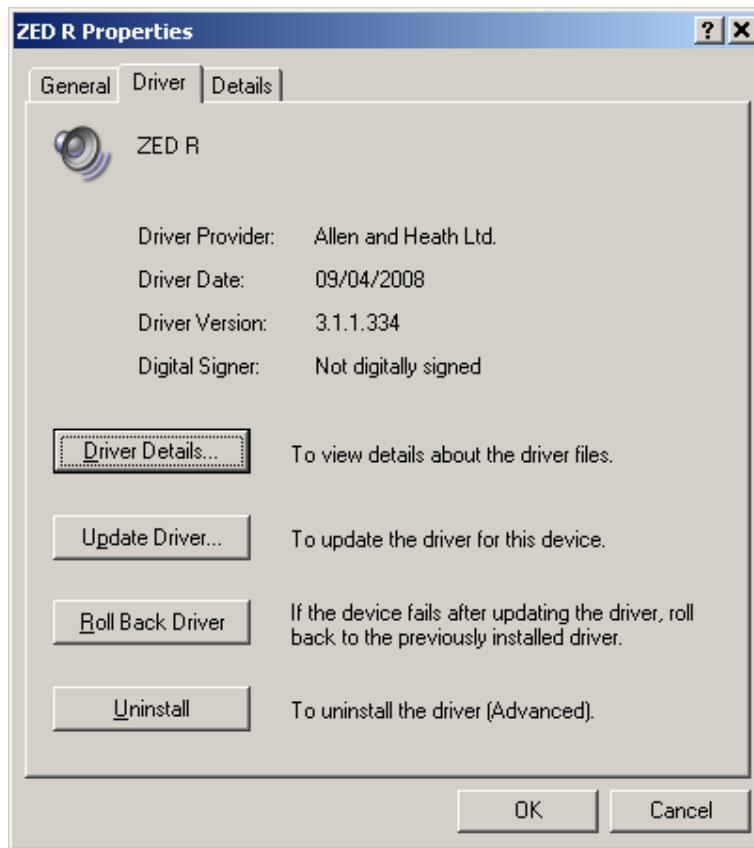
A reboot is need here if not done below needs to be done. Rebooting and then installing new driver works ok.

Have recently found not all of the registry gets removed with this release so it is needed to manually go in and uninstall the driver before a driver or new driver can be reinstalled. This is only the case if a reboot has not been performed.

First switch on mixer and reconnect Firewire cable then you need to go to Start\Control Panel\System\Hardware\Device Manager



Next double click on ZED R then select Driver tab and Uninstall to reset registry.



Driver has now been completely removed from system.

It is now possible to load new driver.