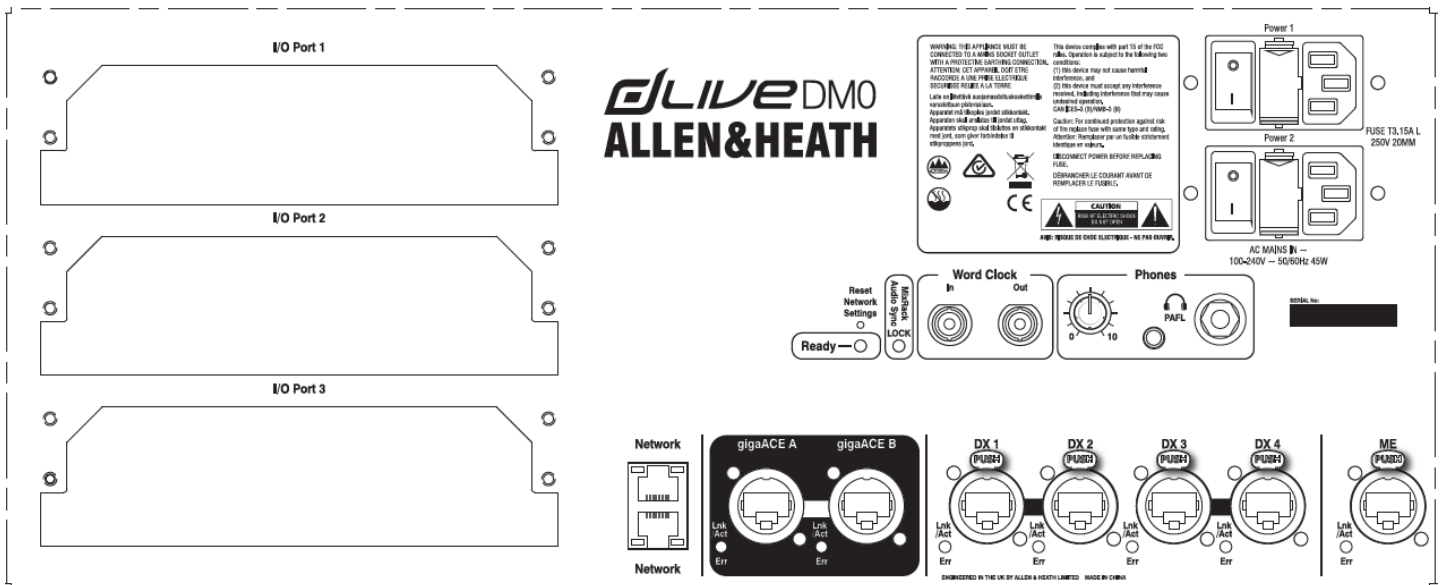


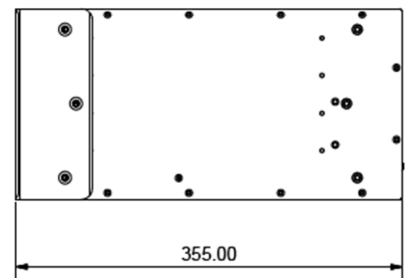
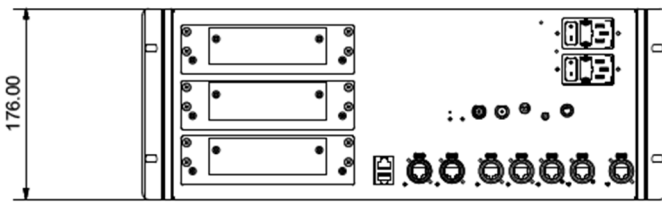
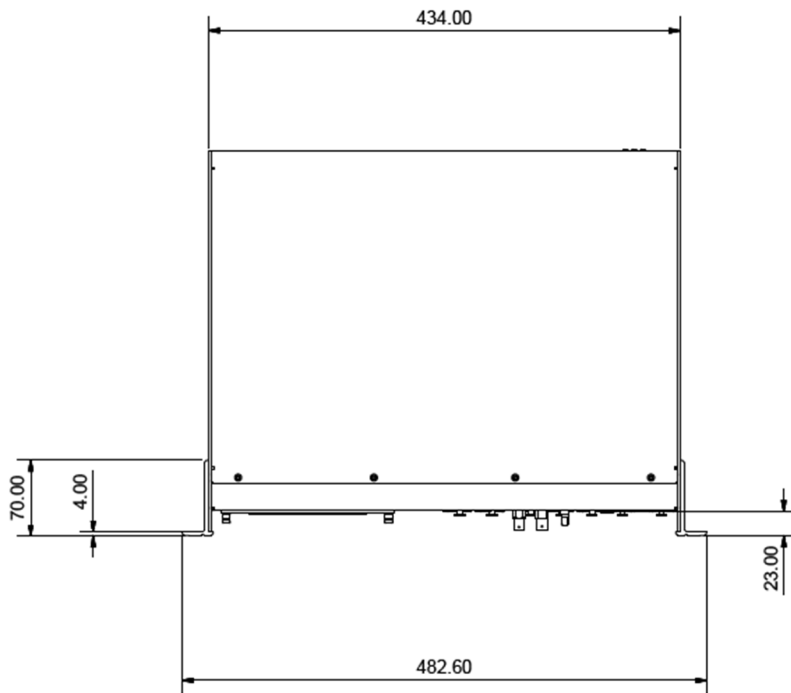
## DM0 Technical Datasheet

### Overview

- **XCVI 160x64 FPGA core**
  - 96kHz sample rate
  - Variable bit-depth for ultimate precision and noise performance
  - Virtually infinite mix headroom thanks to 96bit accumulator
  - Class leading, ultra-low latency 0.7ms
- 128 Input Channels with full processing
- 64 Mix Outputs with full processing
- Configurable 64 bus architecture (group, FX, aux, matrix, mains)
  - LR, LCR and up to 5.1 mains mode
  - Multiple PFLs
- 16 **RackExtra FX** with dedicated stereo returns
- Automatic Mic Mixer (AMM) up to 4 zones, 64 ch
- **DEEP** processing – powerful embedded plugins including GEQ and compressor modelling
- 24 DCAs
- Built-in signal generator, RTA and spectrogram
- Connection hub
  - Dual redundant GigaACE gigabit link to Surface
  - 2x redundant DX links for I/O expansion
  - 3x I/O Ports – 128 ch 96 kHz each
  - Dedicated ME-1 48kHz port
  - 2x Network ports
  - Wordclock BNC I/O
- Dual redundant power supply
- Flush front panel with ultra-quiet fan
- Reversible rack ears design



## Dimensions



## A&E Specifications

The mixer shall be a rackmountable device capable of stand-alone operation, with or without a control surface. It shall be capable of 128 input channels, 64 mix busses, and over 800 soft-patchable system inputs and outputs, all independently assigned. There shall be 16 stereo rack FX engines with dedicated stereo returns, and 24 DCAs. The rack unit shall contain the mix engine. This mix engine shall run at 96kHz sampling rate and employ FPGA technology for digital signal processing. The system latency from analogue input to output shall not exceed 0.7ms.

All input channels shall be configurable mono/stereo and have access to any remote input via expansion options. Mix busses shall be configurable as any combination of mono/stereo auxiliary sends, groups, mains, FX sends or matrices. All output channels shall be routable to any remote output via expansion options. All input channels shall contain the following processing: Trim, Polarity, High Pass Filter, Low Pass Filter, two Insert points, Gate, Parametric EQ, Compressor, Delay. All output mix channels shall contain the following processing: External input, Trim, Polarity, Insert, Parametric EQ, Graphic EQ, Compressor, Delay. The channel processing shall also provide high quality emulations of classic compressors and GEQs. These emulations shall be

insertable on the fly on any channel without using the internal FX and without the need of external plug-ins or licenses.

16 user-assignable effect racks shall be provided with a library of factory preset FX emulations. The FX racks shall be individually configurable as send/return from a channel or FX/Mix, or inserted into input or output channels. The mixing system shall provide the options of FX racks processed signals to be returned to other mixes via dedicated FX input channels with PEQ, assigned as sources to input channels, daisy-chained to another FX rack by internal patching, or routed to an output socket or interface channel. A global source option for input channel direct outs shall be provided in the routing screen. The tap-off point can be adjusted to the following positions in the processing path: post Preamp, post HPF, post Gate, post Insert return, post PEQ, post Compressor, and post Delay. There shall be further global options for Follow Fader, and Follow Mute.

The mixer shall provide Automatic Mic Mixing (AMM) of up to 64 microphone sources into 1, 2 or 4 zones. The AMM shall be capable of running in classic gain sharing mode or optionally as a NOM (Number of Open Microphones) algorithm.

Three 128-channel I/O ports for optional digital interface modules shall also be provided. Optional interface modules shall include: gigaACE, MADI, EtherSound, Dante, Waves SoundGrid, and ACE.

A pair of Ethercon ports shall be provided for redundant connection to the control surface via the Allen & Heath gigaACE protocol. This connection shall carry over 300x300 channels of uncompressed audio at 96kHz, control data and tunnelling of third party Ethernet traffic. 4 Ethercon ports shall be provided for I/O expansion via redundant audio connections each carrying up to 32x32 channels of uncompressed audio at 96kHz. A range of optional expansion racks shall be provided and shall include a modular rack with 8-channel card options including analogue or digital I/O and a fixed format stage box with analogue I/O. A further Ethercon port shall be provided for connection to the Allen & Heath ME personal mixing system. This connection shall carry 40 channels of uncompressed audio at 48kHz with built-in sample rate conversion, and channel naming.

A pair of BNC connectors shall be provided on the unit for Wordclock input and output. A pair of RJ45 sockets shall also be provided for gigabit Ethernet network connections to laptops or other control systems. A headphone output shall be provided.

The unit shall have dual-redundant modular power supplies accepting AC mains voltages of 100~240V, 50/60 Hz, 90W max

via 2 earthed 3-pin IEC male connectors. A rocker switch shall be provided near each mains inlet to isolate the mixer from the incoming mains supply.

The rack ears shall be provided with the unit and reversible so that either face of the unit can be presented on the front of the rack or flight case.

The mixer shall provide the facility to save 500 scenes. The scenes shall be name-able and a descriptive text entry per scene provided. A comprehensive table of Scene Safes shall be provided to prevent selected items from being changed from their state when the safe was enabled. A comprehensive scene filter shall be provided per scene to Allow / Block each parameter saved in a scene from being changed as that scene is recalled. A Cue List of scenes shall be provided to facilitate a running order of scenes from the master list. A crossfade of up to 20 seconds shall be adjustable per scene. Scene recall may be embedded into a scene with the option to delay the start of the embedded scene recall by up to 4 minutes.

An option shall be provided for password protection for log-in of several users with different levels of system access and permissions. A particular scene may be chosen to be recalled per change of user-login if desired.

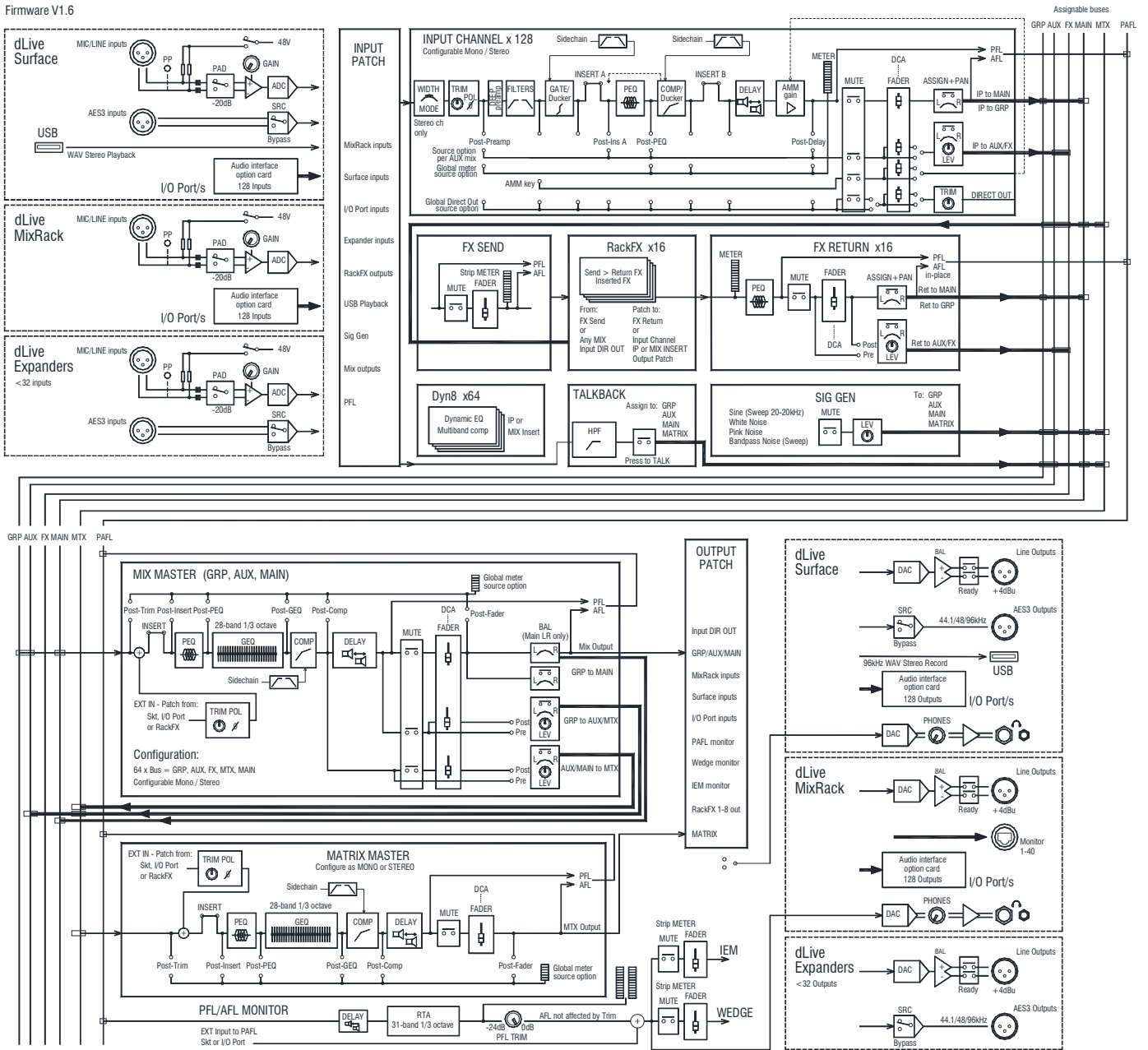
The mixer shall be the Allen&Heath dLive DM0.

# Block Diagram

## dLive SYSTEM BLOCK DIAGRAM

Firmware V1.6

128 input channels x 64 bus Mix Engine



## Technical Specifications

### System

|                             |  |
|-----------------------------|--|
| dBFS Alignment              | +18dBu = 0dBFS   |
| Meter Calibration           | 0dB meter = -18dBFS  |
| Meter Peak indication       | -3dBFS   |
| Sampling Rate               | 96kHz +/- 20 PPM   |
| ADC                         | 24-bit Delta-Sigma   |
| DAC                         | 24-bit Delta-Sigma   |
| Latency                     | + 5 samples, Surface to Mixrack (GigaACE hop)<br>+ 8 samples, DX32 to Mixrack (DX hop) |
| Operating Temperature Range | 0°C to 35°C (32°F to 95°F)   |
| Mains Power                 | 100-240V AC, 47-63Hz, 90W max (per PSU)  |

### Dimensions and Weights

|     |  |
|-----|--|
|     | Width x Depth x Height x Weight                          |
| DM0 | 482.6 x 355 x 176 mm (19" x 14" x 6.9") x 12kg (26.5lbs) |

### Boxed

|     |   |
|-----|---|
| DM0 | 600 x 480 x 330 mm (23.7" x 19" x 13") x 15kg (33lbs) |
|-----|---|

### System

|                       |                     |
|-----------------------|---------------------|
| dBFS Alignment        | +18dBu = 0dBFS      |
| Meter Calibration     | 0dB meter = -18dBFS |
| Meter Peak indication | -3dBFS              |
| Sampling Rate         | 96kHz +/- 20 PPM    |
| ADC                   | 24-bit Delta-Sigma  |
| DAC                   | 24-bit Delta-Sigma  |