



Aim: To access the lamp connectors and wiring.

Tools:  T10, T20, T30.  PZ2 (demo units)

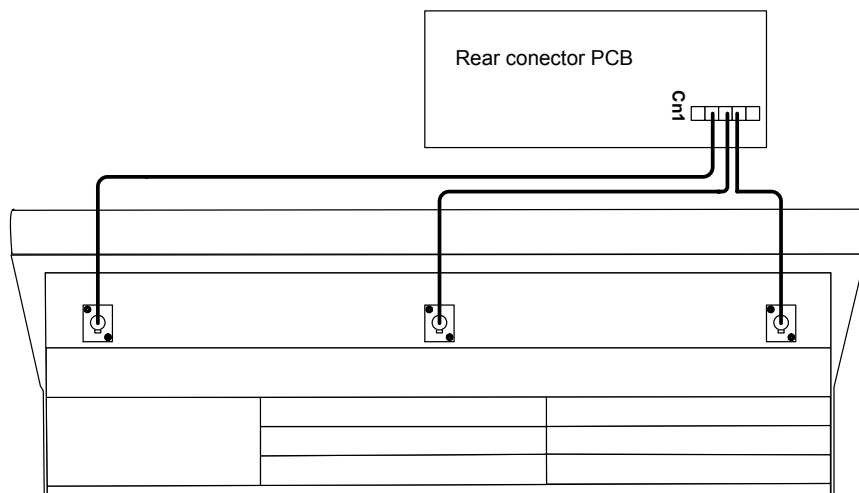
Materials: Prop, to hold upper processor panel in place. Non conductive. Rigid. Min length 230mm, max length 250mm, max depth 4mm.



1. Remove top extrusion. Section 2.01.

2. Access upper processor. Section 2.02

3.



4. Lamp wiring.

