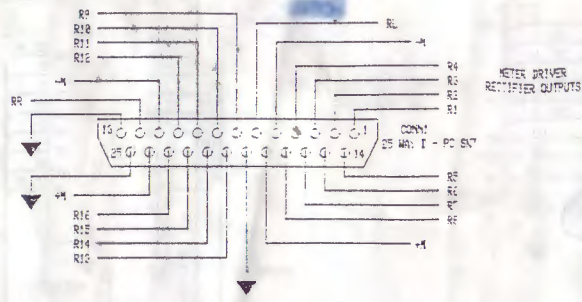


ISS.	REVISION	BY DATE	NOTES	UNIT TITLE	ALLEN & HEATH
1	ORIGIN	JRP 17-7-90	1. RESISTORS MARKED * ARE 1% ALL OTHERS ARE 5% 1/4W UNLESS OTHERWISE SPECIFIED	SERIES 200 -SPECTRUM	KERNICK IND. EST.
2	PRODUCTION	CD 26-11-90	2. ELECTROLYTIC CAPACITORS ARE 16V/VOLTS	DRAWING TITLE SHEET 1 OF 2 MICRO PCB CIRCUIT - MUTE PROCESSOR PCB TYPE AG0276	PENRYN TEL. 0326 72070 CORNWALL TR10 9LU FAX. 0326 77097
					DRAWING No. D037 ISSUE 2

MUTE BANK ASSIGNMENT

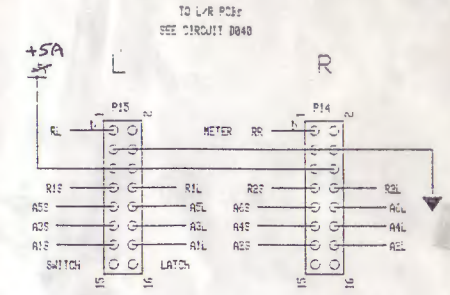
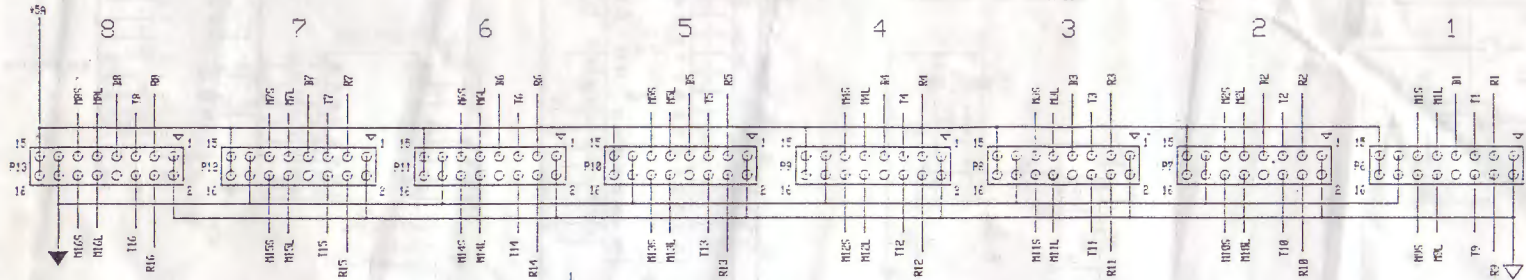
1	
2	EXPANDER SKT
3	MONITOR 1-8
4	MONITOR 9-16
5	AUX/RTN RETURNIVE
6	CH 1-16
7	CH 17-24
8	CH 25-32
9	
10	EXPANDER SKT
11	
12	
13	
14	
15	
16	

METER CONNECTOR



RIBBON CABLE No. 1	SIGNAL
1	METER
2	METER
3	METER
4	METER
5	METER
6	METER
7	METER
8	METER
9	METER
10	METER
11	METER
12	METER
13	METER
14	METER
15	METER
16	METER
17	METER
18	METER
19	METER
20	METER
21	METER
22	METER
23	METER
24	METER
25	METER
26	METER
27	METER
28	METER
29	METER
30	METER
31	METER
32	METER
33	METER
34	METER
35	METER
36	METER
37	METER
38	METER
39	METER
40	METER
41	METER
42	METER
43	METER
44	METER
45	METER
46	METER
47	METER
48	METER
49	METER
50	METER
51	METER
52	METER
53	METER
54	METER
55	METER
56	METER
57	METER
58	METER
59	METER
60	METER
61	METER
62	METER
63	METER
64	METER
65	METER
66	METER
67	METER
68	METER
69	METER
70	METER
71	METER
72	METER
73	METER
74	METER
75	METER
76	METER
77	METER
78	METER
79	METER
80	METER
81	METER
82	METER
83	METER
84	METER
85	METER
86	METER
87	METER
88	METER
89	METER
90	METER
91	METER
92	METER
93	METER
94	METER
95	METER
96	METER
97	METER
98	METER
99	METER
100	METER

GROUPS

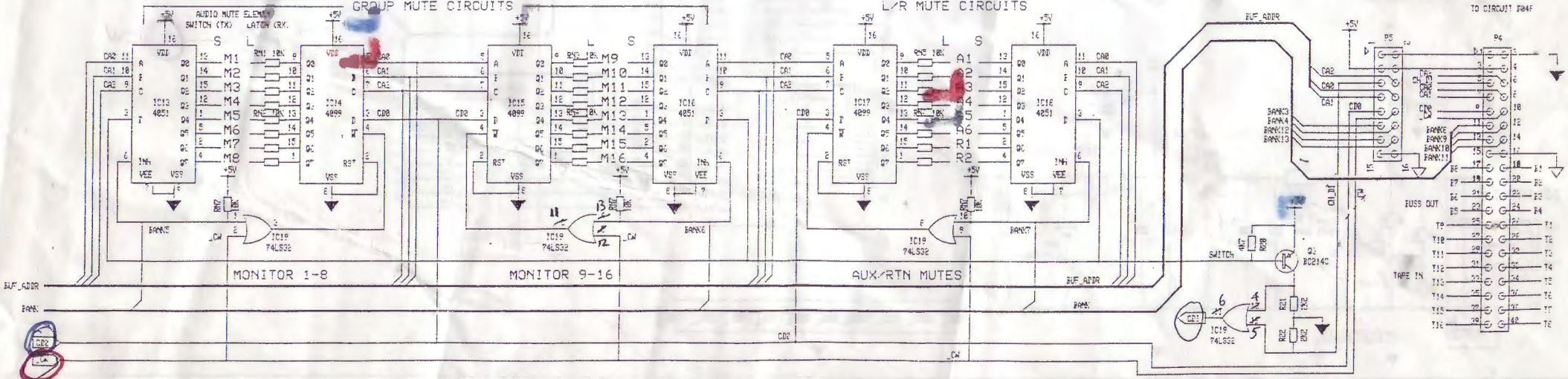


CHANNELS

SLAVE RIBBON TO CIRCUIT BOARD  
EXPANDER

GROUP MUTE CIRCUITS

L/R MUTE CIRCUITS

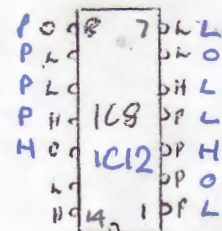
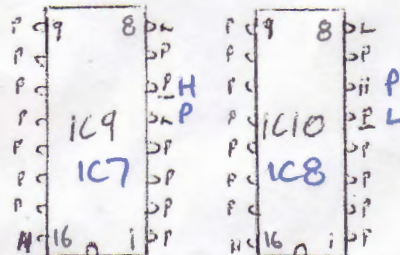
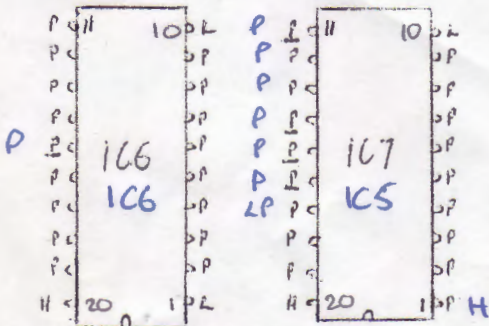
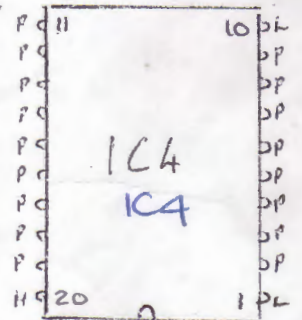


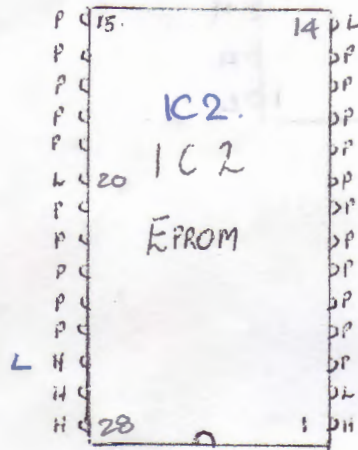



ISS.	REVISION	BY	DATE	NOTES	UNIT TITLE	SERIES 200 -SPECTRUM	ALLEN & HEATH
1	ORIGIN	JRP	17-7-90	RESISTORS MARKED * ARE 1% ALL OTHERS ARE 5% 1/4W UNLESS OTHERWISE MARKED	MICRO PCB CIRCUIT - INTERFACE CIRCUITS		KERNICK IND. EST.
2	PRODUCTION	CD	26-11-90	E. ELECTROLYTIC CAPACITORS ARE 50V/10V/50V	SHEET 2 OF 2		PENRYN TEL. 0326 72070
						PCB TYPE AG0276	CORNWALL TR10 9LU FAX. 0326 77097
							DRAWING No. D037 ISSUE 2

SABER  
SERIES 200

MPC Logic Probe Readouts

KEY - H = High  
L = Low  
P = Pulse  
O = Open  
P = Abnormal Pulse





KEYPAD.

