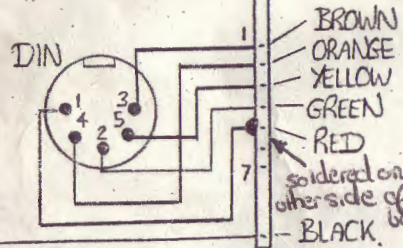
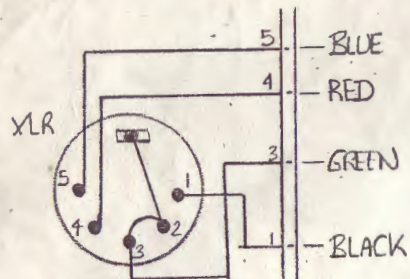
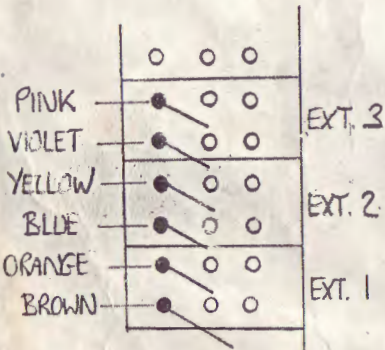


PCB WIRED JACK SKTS

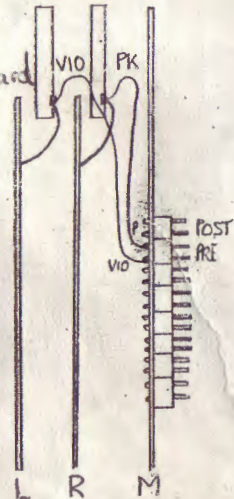

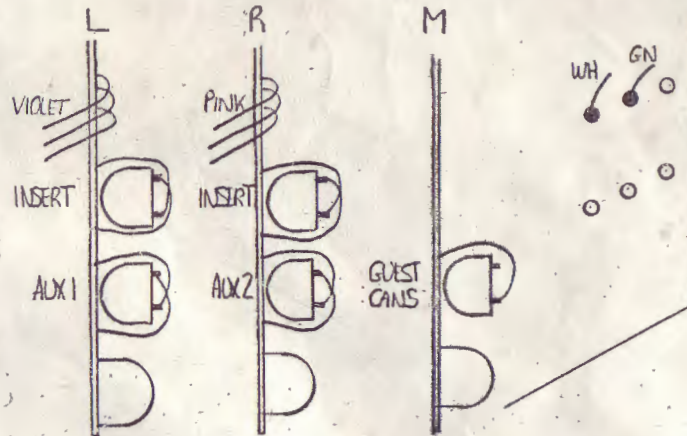
MONITOR PCB



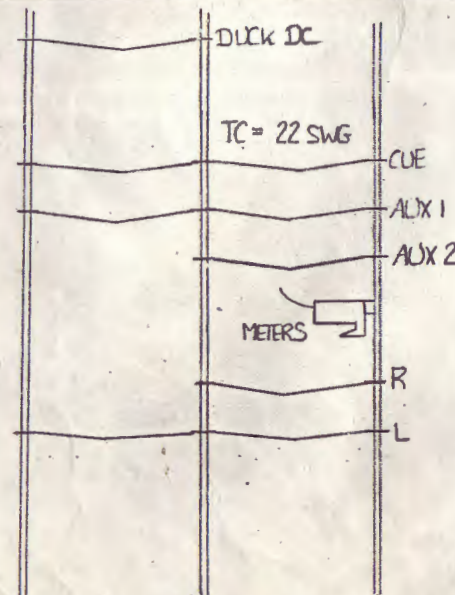
TO BNC



MIXER REAR



PINK = 20cm
VIOLET = 20cm



MIXER REAR

- NOTES :-
1. SCRAPE AWAY PAINT UNDER BNC, EARTH TAG.
 2. FILE/REAM ROW OF 'PAN' POT HOLES.
 3. FILE/REAM L+R MONO HOLES.
 4. ENSURE JACK SOCKETS STRAIGHT.
 5. FIT RIAA PCBs (TESTED) TO CH 7, 8, 9.
 6. FIT DUMMY PLUGS TO CH. 10, 11, 12.
 7. FIT EBCS-OPTION PCBs (TESTED) TO L, R AND MONITOR PCBs.
 8. ENSURE 2 FIBRE WASHERS PER JACK

AHB

ALLEN & HEATH BRENNELL LTD.
PROFESSIONAL AUDIO EQUIPMENT
MANUFACTURERS

DESIGN DEPT 89, SHIP STREET, BRIGHTON BN1 1AE Tel 01273 24928
FACTORY KERRICK INDUSTRIAL EST, PENRYN, CORNWALL Tel 01326 72070

DRAWING No. CD 23-9-86/1 Issue 2

TITLE

STUDIO 12 - PANEL WIRING

ASSEMBLY DETAIL

REFER TO HARNESSSES DRG CD17-9-86/1

DRG. No. ISS. 2 CD13-11-86

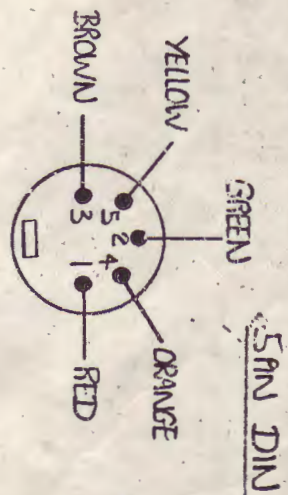
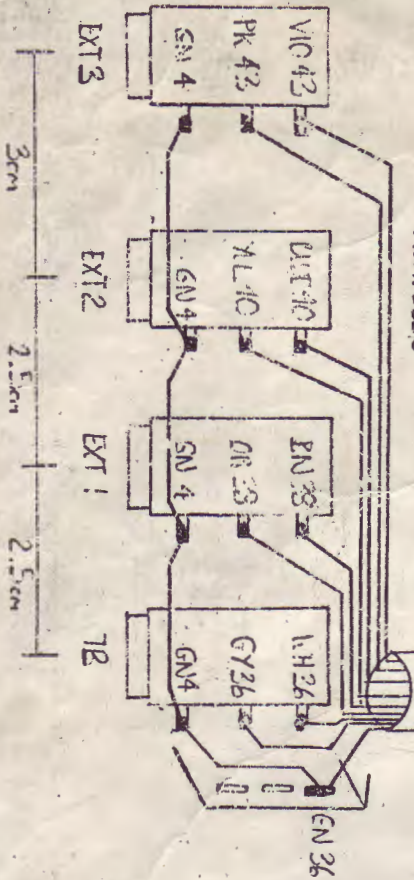
CD 23-9-86/1.



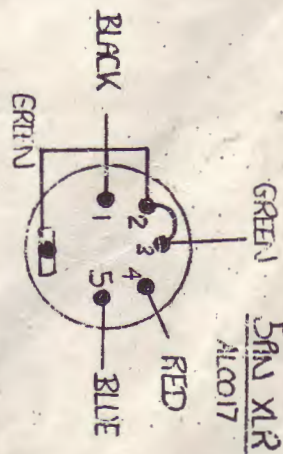
JACK SOCKET x 1
 1/4" x 1/2" - GUEST ROOMS

SLEEVE
 RC 6mm
 28cm


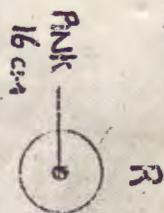
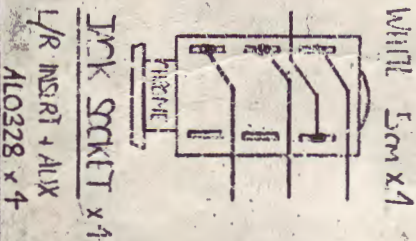
JACK SOCKET HARNESS
 4 x A10328



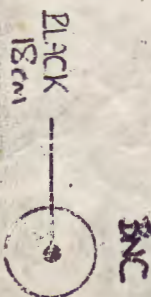
ALL WIRES 7/0.2 7cm



ALL WIRES 7/0.2 7cm



X2 EACH



AHB

ALLEN & HEATH BRASSALTY
 PROFESSIONAL AUDIO EQUIPMENT
 MANUFACTURERS

TITLE

STUDIO 12 - PANEL WIRING HARNESSSES

ASSEMBLY DETAIL

DESIGN DEPT: 83, 9th STREET, SINGAPORE 04142
 FACTORY: PERAK INDUSTRIAL EST, PERAK, MALAYSIA
 DRAWING NO: CD 179-86/1 Issue 2 CD 229-86

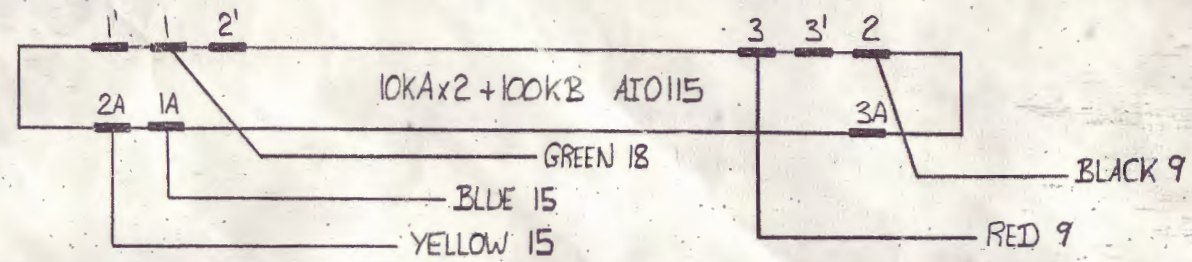
ALL CONNECTORS SHOWN SOLDERING VIEW
 STRIP/WIRE/TW ALL WIRE ENDS 4mm

DRG. No. CD 179-86/1

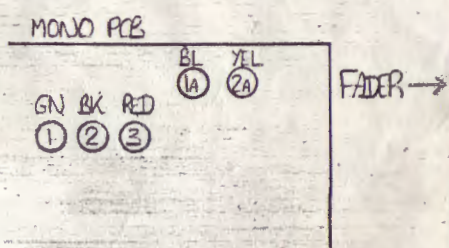
WIRE IS 7/0.2
DIMENSIONS IN CM.

MONO INPUT

QTY PER MIXER = 6

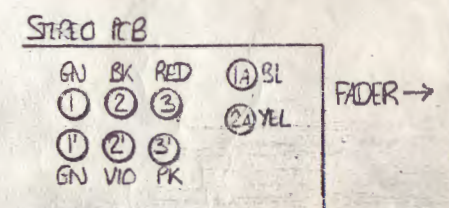
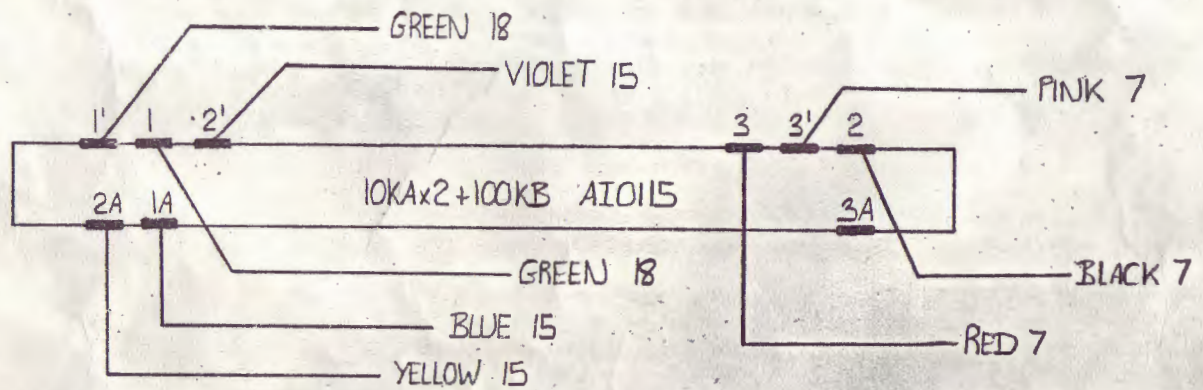


PCB COMPONENT VIEWS



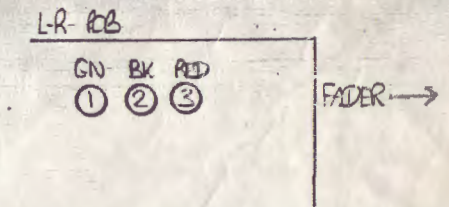
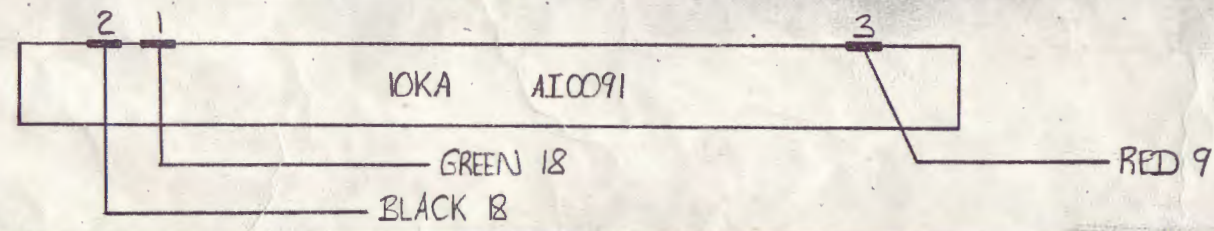
STEREO INPUT

QTY = 6



L/R OUTPUT

QTY = 2



AHB

ALLEN & HEATH BRENNELL LTD.
PROFESSIONAL AUDIO EQUIPMENT
MANUFACTURERS

DESIGN DEPT 89, SHIP STREET, BRIGHTON BN1 1AE Tel 0273 24928
FACTORY KERNICK INDUSTRIAL EST, PENNYN, CORNWALL Tel 03261 72070

DRAWING No. CD 12-9-86/1 | Issue 2 | CD 22-9-86

TITLE STUDIO 12 - FADER WIRING

ASSEMBLY DETAIL

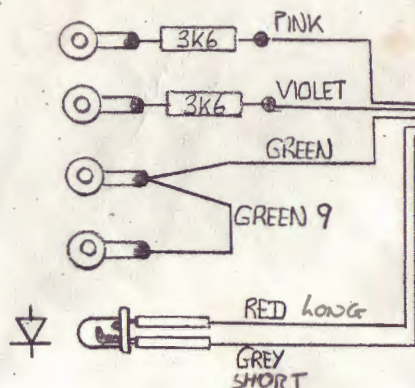
TO BE WIRED TO PCBs BEFORE BENCH TEST

DRG. No. CD 12-9-86/1.

RESISTORS = 3K6 \pm 5% AC0093

VU HARNESS

SOLDER TAGS = 4BA
AK0002



LED = RED TI
AE0086

4MM SLEEVE YELLOW

9cm

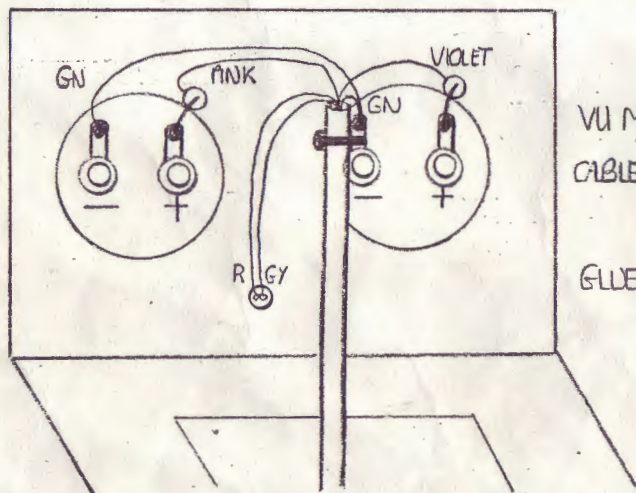
SLEEVE 1.5mm WH
1cm

MOLEX PLUG
7WAY FEMALE
AL0052

WIRE = 7/0.2 CUT TO 16cm
EXCEPT RED = CUT TO 17cm

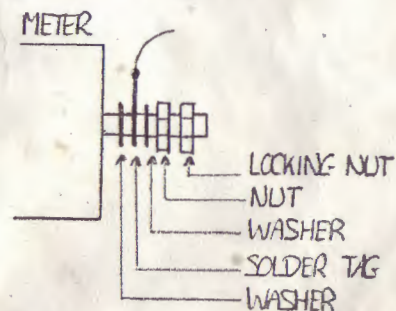
PINK
VIOLET
GREEN
RED

BEND RESISTORS BACK AGAINST METERS



VU METER = AM0905
CABLE TIE TO TAG

GLUE LED IN PLACE



AHB

ALLEN & HEATH BRENNELL LTD.
PROFESSIONAL AUDIO EQUIPMENT
MANUFACTURERS

DESIGN DEPT 69, SHIP STREET, BRIGHTON BN1 1AE Tel 0273 24928
FACTORY KERNICK INDUSTRIAL EST, PENRYN, CORNWALL. Tel 03261 72070

TITLE

STUDIO 12 - VU METERPOD

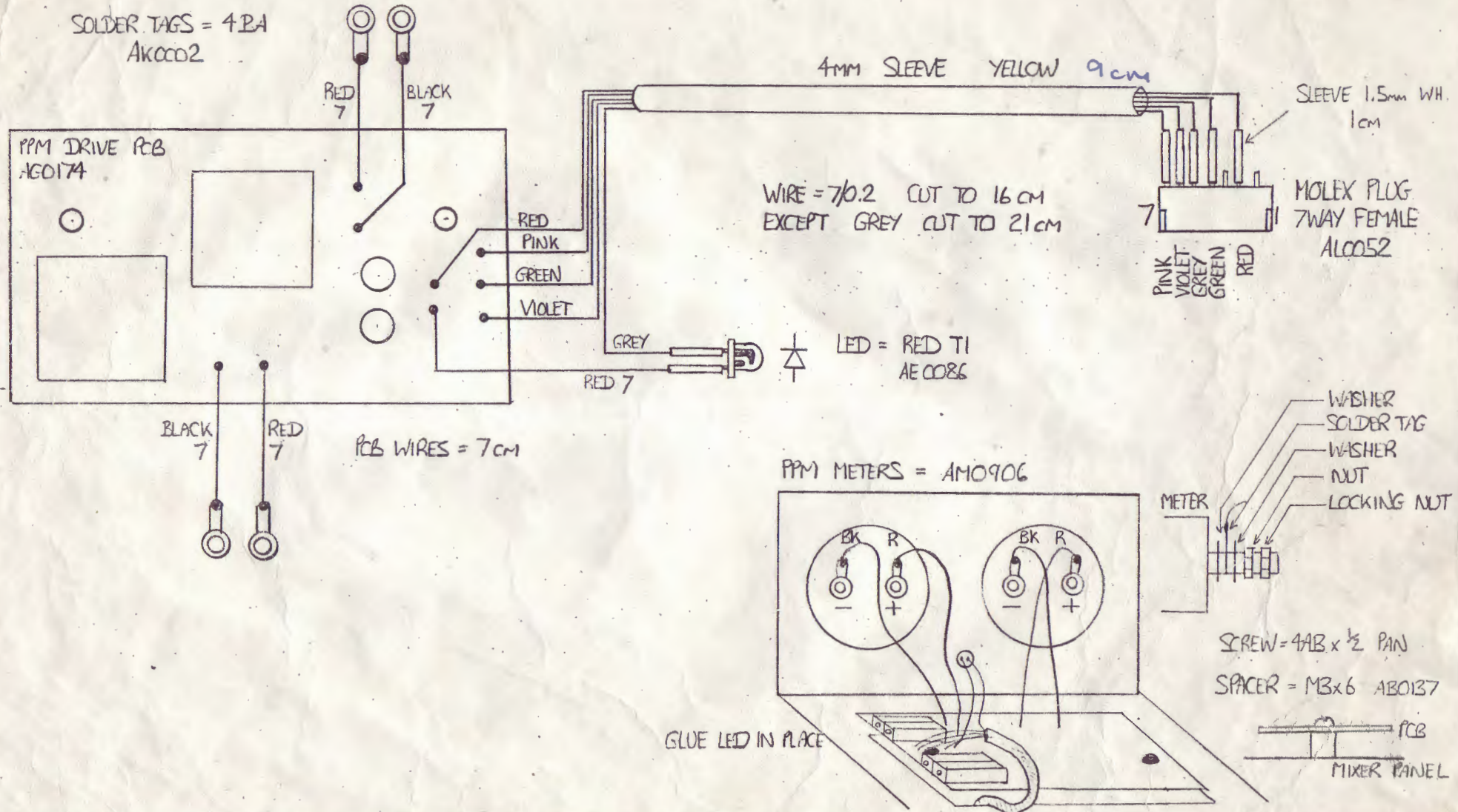
ASSEMBLY DETAIL

NOTE: - HANDLE METERS WITH CARE!

DRG.No.

CD 16-9-86/1

DRAWING No. CD 16-9-86/1 Issue 1



AHB

ALLEN & HEATH BRENNELL LTD.

PROFESSIONAL AUDIO EQUIPMENT
MANUFACTURERS

DESIGN DEPT 89, SHIP STREET, BRIGHTON BN1 1AE Tel 0273 24928
FACTORY KERNICK INDUSTRIAL EST, PENRYN, CORNWALL Tel 0326 72070

DRAWING No. CD17-9-86/2

ISSUE 1

TITLE

STUDIO 12 — PPM METERPOD

ASSEMBLY DETAIL

NOTE:— HANDLE METERS WITH CARE!

DRG.No.

CD 17-9-86/2