

ALLEN & HEATH

MixWizard Series

WZ14:4:2+

MIXING CONSOLE

THE BENEFITS OF USING **SYS-LINK**

The **MixWizard WZ14:4:2+ SYS-LINK** option allows console to console interconnection by means of just one or two cables. By connecting two **MixWizard WZ14:4:2+** consoles together the number of input channels may be increased. One console acts as a channel expander (slave) to the second (master). Up to 3 consoles may be 'daisy-chained' in this way. The system is also directly compatible with other A&H consoles fitted with **SYS-LINK**.

Plugging consoles together using **SYS-LINK** connects the signals directly to the console busses so avoiding the use of the main console outputs and channel inputs for the master / slave connection. All the console channels are available to the user for input sources.

SYS-LINK CONNECTIONS

SYS-LINK connects all the console main busses including the L, R, 4 Groups, and 6 Aux sends. The PFL/AFL system is also interconnected such that operating PFL/AFL on the slave console activates the master console monitor system. Operating PFL/AFL on the master does not activate the slave monitor system which may be used for 'local' monitoring if required. **SYS-LINK** connects the PFL/AFL audio mix and DC control buss.

SYS-LINK outputs are taken **pre-fader** so that the slave console output connectors may be used for sub-mix or 'zone' feeds if required. All output signals are unbalanced, low impedance and operate at a line level of -2dBu to prevent problems with audio interference and to maintain a headroom of 23dB.

SYS-LINK inputs are unbalanced, operate line level at -2dBu and are high impedance to prevent loading the connected source.

SYS-LINK is presented on two 25way female D-type connectors, one for the console buss inputs and the other for the outputs. Several pins are provided for audio 0V earth.

USING SYS-LINK

Connect consoles using two standard 25way male to male D-type cables, available from electronic suppliers or computer shops (25line male to male). It is advised that this cable is a screened type no longer than 2 metres in total, and that professional quality locking connectors are used. Connect all pins one to one with the screen to 0V.

Connect the slave console **SYS-LINK** output to the master console **SYS-LINK** input.

SYS-LINK may also be used to connect the **MixWizard WZ14:4:2+** to other audio equipment. Make sure that all unused inputs (except the P/AFL DC inputs) are linked to 0V earth at the **SYS-LINK** input to prevent audible interference from connected audio signals. Connect line level signals of around -2dBu. The **MixWizard WZ14:4:2+** PFL/AFL system may be activated by switching the P/AFL DC input to 0V earth through a 15k ohm resistor.

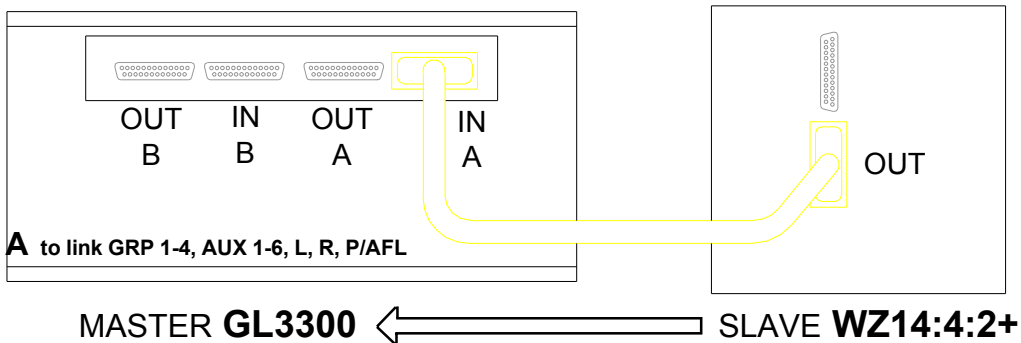
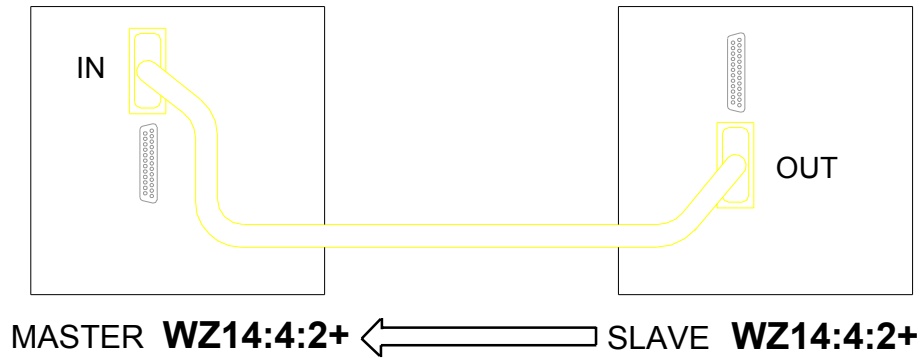
For information on fitting **SYS-LINK** please refer to FITTING INSTRUCTIONS AP3664

SYS-LINK APPLICATIONS NOTE

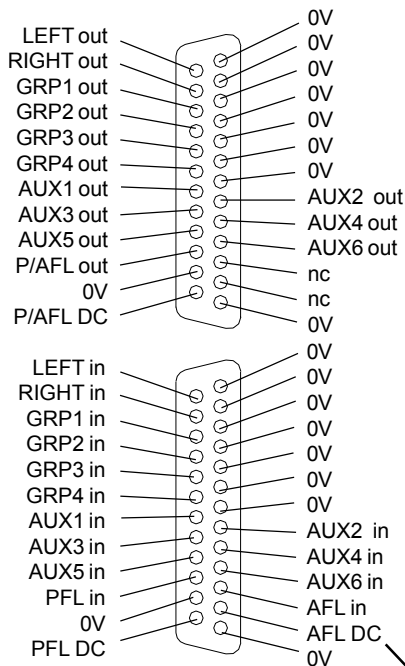
Publication AP3665

Issue 2 July 01

CONSOLE TO CONSOLE CONNECTION USING SYS-LINK



SYS-LINK connectors are 25way D-type female.
Use 25way D-type male to male connector cable.



Line level output at -2dBu
Unbalanced, in-phase
Low impedance < 75 ohms

P/AFL DC output is open collector
sink to 0V through 15k.

All outputs are **pre-fader**



Line level input at -2dBu
Unbalanced, buffered, in-phase
High impedance = >10k ohm

When connecting to audio equipment other than GL series link all unused audio inputs to 0V earth at the SYS-LINK input.

PFL/AFL DC input is through internal diode and transistor switching so that Slave activates Master PFL/AFL but Master does not activate Slave.

To activate PFL or AFL: Switch the DC input to 0V earth through a 15k ohm resistor. Connect the audio signal to PFL or AFL IN.