

ALLEN & HEATH®



Xone:96®

macOS SOFTWARE RELEASE NOTES

X96_AFW102C

XONE:96 AUDIO FIRMWARE v1.0.2.C

This maintenance release installer for macOS implements XONE:96 Audio Firmware v1.0.2

Xone Product **XONE:96**
Audio Firmware **v1.0.2** [X96 Update 1.0.2.C.app]

Supported OS: **Apple macOS®**
Refer to page 4 for details of software changes

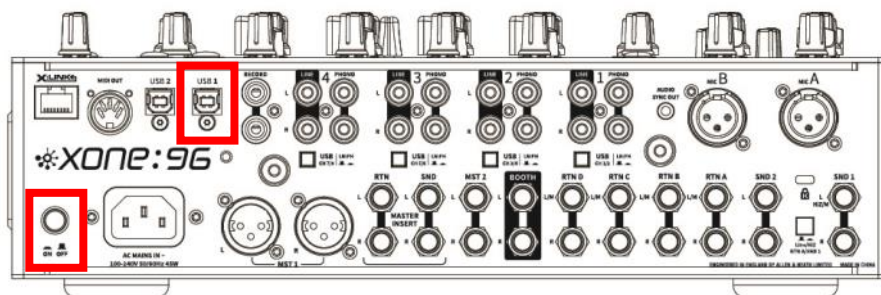
Installing XONE:96 Audio Firmware

PLEASE FOLLOW INSTALL INSTRUCTIONS CAREFULLY

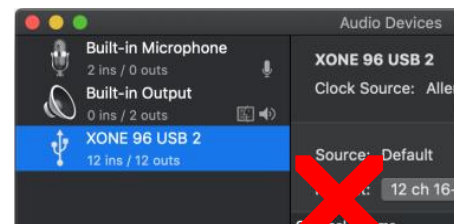
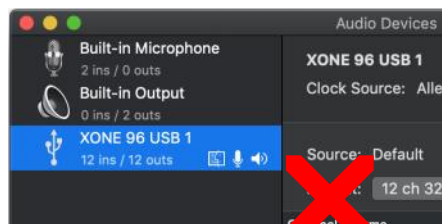
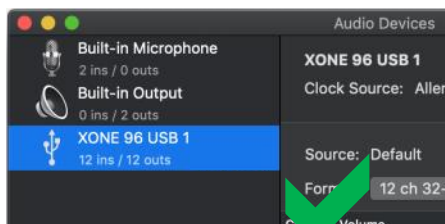
- ! Ensure you download & install the correct Device Software for your operating system;
- ① Go to www.allen-heath.com/ahproducts/xone96
- 📁 Click **Mac Device Software**
- 📁 Download the 'current' Audio Firmware bundle: **X96_AFW102C.zip**
- 📁 Move the **X96_AFW102C.zip** to your system desktop and double-click to extract the installer application; **X96 Update 1.0.2.C.app**



- 🔌 Connect the PC to the mixer's **USB 1** port and power the Xone:96 **ON**



- ! **IMPORTANT:** the host *must* connect to the **USB 1** port during installation.
- ① If the Mac is connected to **USB 2** the installer application will not find the Xone:96
- ① Check the mixer is correctly connected and visible via the Mac's **Audio/MIDI Setup** dialogue;
- 📁 In: *Applications > Utilities > AudioMIDI Setup > Window > Show Audio Devices*
- 📁 And that the Xone:96 mixer is **not** selected for sound playback or recording during the install.



XONE:96 AUDIO FIRMWARE v1.0.2C

Xone Product **XONE:96**
Audio Firmware **v1.0.2** [X96 Update 1.0.2.C.app]

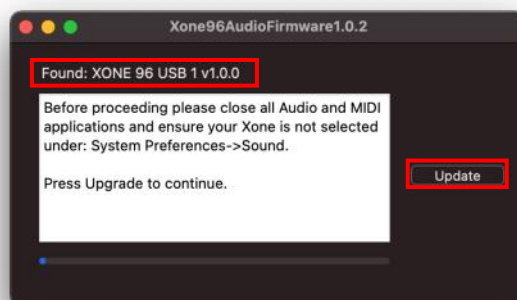
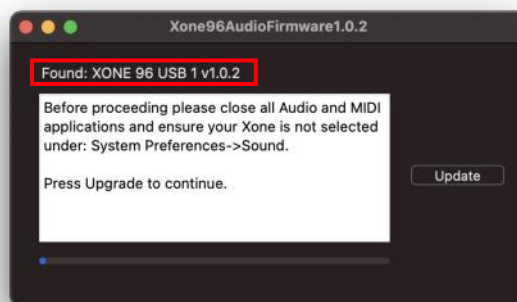
Supported OS: Apple macOS®

Installing XONE:96 Audio Firmware continued...

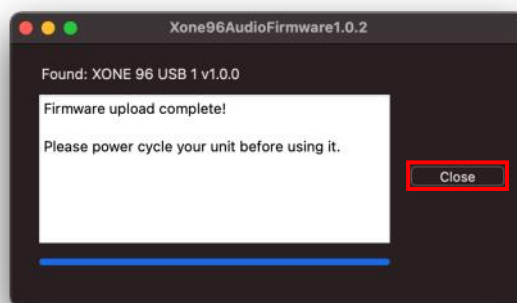
PLEASE FOLLOW INSTALL INSTRUCTIONS CAREFULLY

- 🔊 Close all Audio and MIDI applications before running the install.
- 🔊 Run the Audio Firmware installer app - and follow the onscreen instructions
- 🔸 The version to be installed [v1.0.2] is shown in the installer's title bar
- 🔸 The version of Audio Firmware currently installed is displayed next to **Found:**
- 🔸 If the **Found** version displayed is **v1.0.2**
- 🔸 - the XONE:96 is up to date ✓
- ! - you **do not** need to run the install*.
- 🔊 Close the application.
- 🔑 Power-cycle the Xone:96 mixer (turn OFF/ ON) before further use.

- 🔸 If the **Found** version displayed is **v1.0.0**
- 🔊 Click the **Update** tab to continue ...



- 🔸 Installation takes a few seconds during which various messages are displayed ...



- 🔊 After the installation is complete, **Close** the installer app.
- 🔑 Power-cycle the Xone:96 mixer (turn OFF/ ON) before further use.
- ✓ The Audio Firmware update is now complete.

DEVICE SOFTWARE CHANGELOGS

This maintenance release installer for macOS implements XONE:96 Audio Firmware v1.0.2

Xone Product **XONE:96**
Audio Firmware **v1.0.2** [X96 Update 1.0.2C.app]

Supported OS:	Apple macOS®	Compatible	Support Active
BigSur	[Apple M1 and Intel**]	✓	✓
Catalina	[macOS10.15]	✓	✓
Mojave	[macOS10.14]	✓	✓
High Sierra	[macOS10.13]	✓	✗

Software changelogs:

Xone:96 Audio Firmware v1.0.2

- ❗ v1.0.2*: Audio Firmware maintenance update implementing DAC codec reconfiguration*.
- ✓ XONE96-25 **FIXED**: de-emphasis filter status @ 44.1kHz / 48kHz sample rates.

Xone:96 Audio Firmware v1.0.2C installer update

- ✓ XONE96-28 **FIXED**: v1.0.2.C app implements compatibility for macOS Catalina (10.15) and macOS Big Sur**.

❗ *NOTE: v1.0.2 Firmware is pre-installed in hardware above serial#: X96X - 894498

! Active support closed for legacy Apple macOS® Operating Systems.

- ❗ ** XONE:96 supports Apple's Core Audio / Core MIDI framework, so you do not need to install Device Drivers for use with macOS platforms.

This interface has been tested on and is compatible with macOS Big Sur and is supported on Apple M1 and Intel-based Macs.

If you experience a problem installing Xone:96 Device Software, please contact
Allen&Heath Product Support: support.allen-heath.com

Mac and macOS are trademarks of Apple Inc., registered in the U.S. and other countries